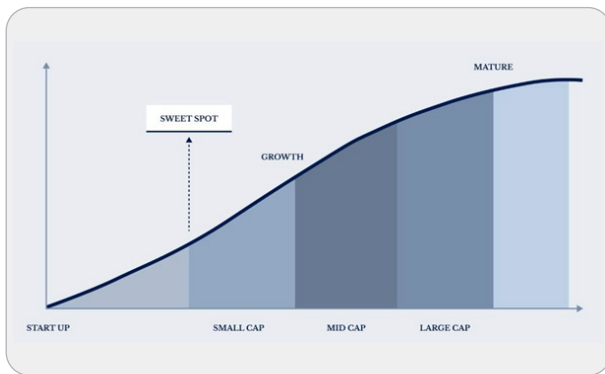


ABOUT THE FUND

Renaissance Midcap Portfolio is a focused portfolio of midcap and small cap companies that are on path of strong growth and will lead to orbital change. The portfolio invests in select High Quality midcap businesses which have the potential to become a Large Cap in future. The objective is to buy successful businesses at an early stage in their lifecycle and thereby benefit from compounding effects in growth over a long period.

INVESTMENT STRATEGY OF THE PORTFOLIO

- ❖ Focused on companies with business leadership
- ❖ Identify Mid Cap / Small Cap ideas which can become tomorrow's Large Cap / Mid Cap respectively
- ❖ Low mortality portfolio
- ❖ Long term approach to realise the full potential
- ❖ Diversified portfolio of 25-30 stocks



UNIQUE INVESTMENT PHILOSOPHY - (SQGARP)TM

| | |
|-----------------------|--|
| Sustainability | Companies with sustainable and durable business models. |
| Quality | Superior quality businesses as demonstrated by Competitive edge, Pricing power, ROE, FCF. Good quality and competent management teams. |
| Growth | Business that can deliver superior growth over medium term to long term. |
| Price | Ability to invest at reasonable valuations. Fair value approach to valuations. Focus on economic value of business. |

PORTFOLIO STRUCTURE

| Particular | Comment |
|---------------------|---|
| Investment Style | Quality Midcap Businesses with superior growth over long term |
| Benchmark | Nifty Midcap 100 TRI-Nifty 50 TRI |
| Reports | Monthly Factsheet, Monthly Performance & account statement |
| Payments | Fund Transfer / Cheque / Stock Transfer |
| Platform | Portfolio Management Services |
| Minimum Ticket Size | INR 50 Lakhs |
| Investment Horizon | 4-5 years |
| Exit Load | "Exit within 24 months -1% After 24 months - NIL" |

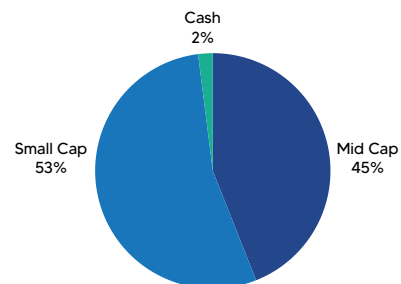
PERFORMANCE SNAPSHOT

Point to Point Returns

| Particular | 6 Months | 1 Year | 2 Year- CAGR | 3 Year- CAGR | 5 Year- CAGR |
|----------------------|----------|--------|--------------|--------------|--------------|
| RMP | 19.61% | -9.67% | 12.37% | 17.50% | 24.39% |
| Nifty Midcap 100 TRI | 16.69% | -5.49% | 20.02% | 21.70% | 28.27% |
| Nifty 50 TRI | 11.33% | -2.01% | 14.01% | 12.49% | 17.91% |

Returns are for all clients on TWRR basis. The performance related information provided herein is not verified by SEBI.

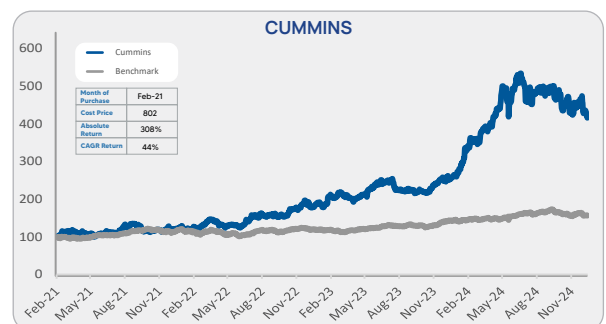
MARKET CAP



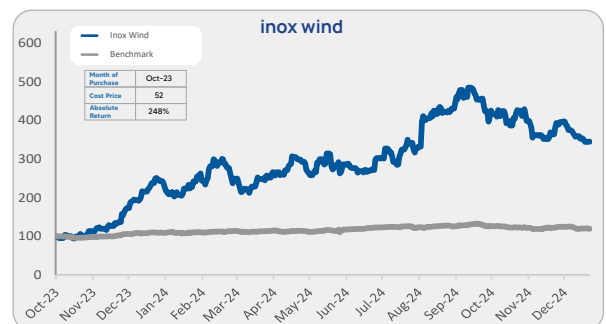
TOP STOCKS

| Company | Weight | Sector | Weight |
|---------------------------|--------|------------------------|--------|
| ONE 97 COMMUNICATIONS LTD | 7.80% | BFSI | 22.90% |
| POONAWALLA FINCORP LTD | 5.07% | CONSUMER DISCRETIONARY | 20.61% |
| ECLERX SERVICES LTD | 4.77% | PHARMA & CHEMICALS | 18.51% |
| JUBILANT FOODWORKS LTD | 4.66% | INFORMATION TECHNOLOGY | 13.60% |
| NIPPON LIFE AMC LTD | 4.62% | INTERNET | 11.64% |

WEALTH COMPOUNDERS



*Source: Stock-index prices from NSE, Data as of 31st Dec-24 *Exited



*Source: Stock-index prices from NSE, Data as of 31st Dec-24 *Exited